




# NEW CLASSES

**KARLA'S CURVES:** Your chance to work with Karla Alexander and her line of geometric wonders that give rulers a whole new "edge." Choose from 15 different patterns or work from her already classic *Color Shuffle*, and watch with amazement at what you can do with rectangles, squares, curves, and triangles. And of course what's great about Karla is that it's not just about the geometry—it's your own inner beauty that she helps you find with your fabrics, expressing yourself freely and easily one fun block at a time.



**Instructor: Karla Alexander Tuition: \$59.00 LP Tuition: \$49.00**

☉ Tue., Oct. 4 ☰ 10 am to 5 pm

**Suggested Notions: Color Shuffle book or any of the 15 new patterns designed for Karla's Creative Grid rulers**

**APPLIQUÉ CLUB:** Appliqué away with Janae as your gracious guide. Choose a Piece o' Cake design from My Whimsical Quilt Garden or the New Appliqué Sampler, or try "Rabbits Prefer Chocolate," and perfect your curvy curves, your delicate points, lacy leaves and perfect petals. Janae will help you wield your appliqué needle with new skill and polish, and for only \$10 a class or three for \$25, you'll have a once-a-month wonder to cherish.



**Instructor: Janae King Tuition: \$10 each or all 3 for \$25**

☉ Sun., Sep. 11 ☰ 1 to 5 pm


☉ Sun., Oct. 2 ☰ 1 to 5 pm

☉ Sun., Nov. 6 ☰ 1 to 5 pm

**Suggested Books: The New Appliqué Sampler, My Whimsical Quilt Garden or Pattern: Rabbits Prefer Chocolate.**

**COLORFUL QUILTS FANCIFUL STITCHES:**

*Fanciful Stitches, Colorful Quilts...* Whimsy is as whimsy does—tipsy houses, plump barns, glorious gardens are easily created with fusible web and a hot iron, then you get the added pleasure of old-fashioned stitchery to make your petit pictures come alive. Join Pam for this lively series filled with tips, ideas and colorful craft, and you'll go home with your own house warming gift.



**Instructor: Pam Moore Tuition: \$45.00 LP Tuition: \$35.00**

☾ Wed., Oct. 5 & 19 ☰ 6 to 9 pm

**Suggested Book: Fanciful Stitches Colorful Quilts**

**DARING AND DAINY DOG COLLARS:**

Whether it's a Spike, a Spot, or a Tiny Dancer, this is the class you need to make the perfect dog collar for your most important family member. Pick the cool factor to fit your dog's personality, add as many diamonds and rubies as you wish, and for your changing needs, we'll show you a tag toggle for easy switching. And these are the real deal: buckles and gears for changing the size; just the right amount of stiffness, and sturdy enough for a real animal!



**Instructor: Sylvia Dorney Tuition: \$25.00 LP Tuition: \$15.00**

☉ Sat., Nov. 26 ☰ 1 to 4 pm

☾ Tue., Dec. 6 ☰ 6 to 9 pm

☉ Sat., Dec. 10, ☰ 2 to 5 pm

**Suggested Pattern: Dog Collar kit**

**FOLDED FABRIC CRANE:** The gentle art of origami with a slight twist: fusible stabilizer plus fabric enables you to make a lasting keepsake—a slightly softer version of the crisp paper variety, but still graceful and intriguing. Chloe loved these so much, she wanted to share this fun and fascinating process—and you'll be able to decorate your holiday tree with a flock of Christmas cranes.



**Instructor: Chloe Costello Tuition: \$25.00 LP Tuition: \$15.00**

☉ Wed., Dec. 21 ☰ 2 to 5 pm

**HANDQUILTING WITH JEANETTE:** You're not really a quilter until you've enjoyed the process of finishing your quilt with your own stitches. If you've been intimidated by the idea, or have never felt satisfied with your results, come spend the afternoon with Jeanette. She'll guide you through myriad quilting techniques—one of which should be just right for you—and show you how the many products available can enhance the hand quilting experience. Therapy for the soul like nothing else!

**Instructor: Jeanette Pitalo Tuition: \$45.00 LP Tuition: \$35.00**

☉ Sat., Oct. 22 ☰ 10:30 am to 5 pm

**MAKING WAVES SCARF:** Long lines, short lines, wavy and wiggly lines: they add up to a long and elegant batik masterpiece that is a scarf, a shawl or, okay, we admit it—even a table runner. Debbie will share her cutting, stitching and fluffing expertise that make these a pleasure from beginning to end. And then you get to wear it!

**Instructor: Deborah Padilla Tuition: \$45.00 LP Tuition: \$35.00**

☉ Sat., Sept. 17 ☰ 10 to 5 pm

☾ Wed., Dec. 7 & 14 ☰ 6 to 9 pm

**Suggested Pattern: Textured Scarf**



**PJ PANTS O' PLEASURE:** Come sew all day so you're ready to party all night in your cotton delight PJ bottoms. Mixing your prints is the name of the game with cuffs, trims and pockets, too—you'll be able to express your striped side, plaid side and your PJ side. Janae will share her expertise; you will probably be ready to tackle the top when your done.

**Instructor: Janae King Tuition: \$45.00 LP Tuition: \$35.00**


☉ Sat., Sept. 24 ☰ 10 to 5 pm

☉ Sun., Dec. 11 ☰ 12 to 5 pm

**Suggested Book: Pajama Party**



**QUILTS OF VALOR:** A chance to say "Thank you" to our returning troops! Quilters and non-quilters alike are gathering together to sew Ohio Star blocks that will be put together with chain blocks, to create Americana quilts for the men and women who have done so much for us. Come learn how to make this fun and versatile block along with this nifty setting technique, all the while knowing you're giving something back, too. Whitlock's Sew and Vac is providing custom thank you labels for each quilt!




**Instructor: Sylvia Dorney Free with RSVP**

☉ Sat., Nov. 19 ☰ 10 am to 5 pm

**Suggested Pattern: Stars of Glory**

**SENSATIONAL SMALL QUILTS:** Come "Twist the Night Away" with Sally under the "Glowing Stars" as you make your choice of several quilts from this wonderful collection from some of the country's best quilters. The quilts range from wall hangings to lap size, and each of them features special tips or new techniques for you to try. Great techniques, fabulous quilts, pure creative pleasure.



**Instructor: Sally Blankenship Tuition: \$45.00 LP Tuition: \$35.00**

☾ Tue., Oct. 4, 11, 25 ☰ 6 to 9 pm

**Suggested Book: Sensational Small Quilts**

**Daytime Students:** Remember we're in a 2 hour parking zone. Stop briefly in the alley to drop off your machine, then park in the "free all day" Chemeketa Parkade touching the North side of our building.

**NEW TREASURED T-SHIRT QUILTS:** They define us from the time we're born, the t-shirts we wear, and this is such a cool way to save and treasure the memories they bring, long after the t-shirts have been tucked away. Join Janaé and explore how you can use your shirts to create a one-of-a-kind quilt that keeps special memories alive, whether centered around one t-shirt or a crazy quilt of a couple dozen. You probably never knew that "t" stands for "treasure!"



**Instructor: Janaé King Tuition: \$45.00 LP Tuition: \$35.00**

☉ Sat., Oct. 1, 10 am to 5 pm

☉ Sat., Dec. 10, 10 am to 5 pm

**Suggested Pattern: T-Shirt Memory Quilt**

## BEGINNING CLASSES

\*Although they are beginning techniques, **Beginning Bags** and **Beginning Paper Piecing** require previous sewing experience.

**BABY SMALL OR WALL QUILTS:** Make one of these wonderful "beginning" quilts. The designs are fast and doable—it doesn't matter if you're an advanced quilt maker, or "just a baby"—you'll have a blast with Janaé during this less-than-9-months Saturday workshop creating one of these fetching, drool-free designs.



**Instructor: Janaé King Tuition: \$45 LP Tuition: \$35**

☉ Sat., Oct. 8, 10 to 5 pm

**Suggested Books: Start Quilting, Baby Wraps, Still Crazy for Baby**

**BEGINNING BAGS:** If you've never made any kind of bag or tote before, working in "3-D" can seem pretty intimidating. Come sew with Janaé, a professional bag designer and maker, and she'll take the mystery out of it for you. Choose from four easy but eye-catching bags, and come learn the tricks of the trade for custom bag making pleasure! If you're not a beginner, choose a different bag from the supply list.


**Instructor: Janaé King Tuition: \$45.00 LP Tuition: \$35.00**

☉ Sat., Sept. 17, 10 am to 5 pm

☉ Sat., Dec. 3, 10:30 am to 5:30 pm

**Suggested Patterns: Aimee Bag, Mandy Bag, Trendy Tote & more!**

**BEGINNING NINE PATCH OR MODERN LOG CABIN:** Simple and sweet, easy to complete. From cutting to strip piecing to triangle corners, this is a great introduction to the wonderful world of quilting, and your lap will be eternally grateful, too!



**Instructor: Janaé King**

**Tuition: \$59.00 LP Tuition: \$49.00**

☉ Tue., Sept. 13, 20, 27, Oct. 4, 6 to 9 pm

☉ Wed., Oct. 5, 12, 19, 26, 6 to 9 pm

☉ Tue., Nov. 1, 8, 15, 29, 6 to 9 pm

**Suggested Pattern: Nine-Patch Hourglass or Log Cabin Book**

**BEGINNING PAPER PIECING:** Add this technique to your other quilting skills. We've picked a pretty little pattern that should be just your cup of tea for learning the nifty techniques that make paper piecing the perfect art that it is.



**Instructor: Lisa Encabo**

**Tuition: \$25.00 LP Tuition: \$15.00**

☉ Sun., Sept. 25, 1 to 4 pm

**Suggested Pattern: "Cups! Cups! Cups!"**

The Winner of this quarter's filled punch card \$75 gift certificate is **Chris Goodman**. Call or come in by August 31, 2011 to claim your prize!

## BEGINNING CLASSES

**BEGINNING FUSIBLES:** Whether you've never worked with fusible web before or it's left you plain confused, come spend some time with Lisa working with one of modern technology's great gifts. Come learn all the sticky little secrets behind this super technique!



**Instructor: Lisa Encabo Tuition: \$25.00 LP Tuition: \$15.00**

☉ Tue., Oct. 18, 6 to 9 pm

**Suggested Patterns: Any Elegant Garden block in the shop**

**BORDERS & BINDINGS:** Never again have a quilt left undone because you were intimidated by these two important finishing steps. Fix it, rescue it, renew it, enhance it. Your quilt will be all the better for having learned from Sylvia whose motto is "It doesn't have to be hard in order to be good!" She'll prove it with her outstanding finishing techniques.

**Instructor: Sylvia Dorney Tuition: \$25.00 LP Tuition: \$15.00**

☉ Sat., Nov. 12, 2 to 5 pm

**Suggested Book: Baby Wraps or Color Shuffle**

## CLASSICS

**ACCIDENTAL LANDSCAPES:** Cool. You can't make mistakes. But what you can do is capture the feeling of a favorite spot—creating lakes or streams, mountains and sunsets, summers or winters, with this easy-to-follow technique for free-form layering and top-stitching. And their diminutive size—typically under 14"—makes them great for framing and gift-giving.



**Instructor: Joanna Price**

**Tuition: \$39.00 LP Tuition: \$29.00**

☉ Sun., Sept. 18, 12 to 5 pm

**Suggested Book: Accidental Landscapes**

**APRONS:** Pick fabric for two or three aprons and get to class! So many aprons, so little time! Great class—come share your stories while we make some American classics—fancy or frilly, basic or silly, they're still ours!



**Instructor: Janaé King**

**Tuition: \$39.00 LP Tuition: \$29.00**

☉ Sun., Oct. 9, 12 to 5 pm

**Suggested Pattern: Any apron pattern in the shop**

**COLOR ADDED TO COLOR:** Paint 'n' color expert Terrie Kygar is offering an advanced degree in coloring on fabrics. Join her class in which you'll use crayons to learn Terrie's Melt'n'Blend technique. You'll color your way to a stunning heirloom with Terrie's expert guidance & the ease of fusible web.



**Instructor: Terrie Kygar Tuition \$39.00 LP Tuition: \$29.00**

**Includes a fee for select items.**

☉ Sat., Oct. 15, 10 am to 5 pm

**Suggested Kit: Pansies**

**CRAZY CURVES QUILT:** The good part is that they WON'T drive you crazy! Learn to cut 80 blocks easily using a 2-piece acrylic template set. Then you get the pleasure of mixing and un-matching your quarter circles and setting squares into traditional or wild-side settings. You'll get a blend of big and small "quarter moon" blocks that revolve around one another beautifully.



**Instructor: Sylvia Dorney Tuition: \$39.00 LP Tuition: \$29.00**

☉ Sat., Sept. 10, 1 to 5 pm

**Suggested Pattern: Simply Crazy**

# CLASSICS

**CHRISTMAS EMBROIDERED ORNAMENTS:** Take a loving walk down memory lane as you revisit the fun and magic of hand embroidery. For three delightful hours you'll create an array of charming ornaments fit not only for a tree, but for framing, embellishing gifts, or being gifts themselves. Snowflakes will twinkle, snowmen will cuddle among French knots, cross-stitch and lazy daises, while kitties play in the corner or bells chime below: so many stories in one little ornament!



**Instructor: Pam Moore Tuition: \$15.00 LP Tuition: \$25.00**

☾ Thur., Oct. 13 ☹ 6 to 9 pm

☉ Fri., Nov. 11 ☹ 10 am to 1 pm

☉ Sat., Dec. 3 ☹ 2 to 5 pm

**Suggested Pattern: Ornament Kits**

**DYNAMIC DAHLIA & MORE!:** The folks at Quiltsmart have taken the stress out of traditionally difficult patterns with their wonderful fusible foundation. The lines are there for you to fold, sew and cut on, and your accuracy is unparalleled because nothing shifts out of place. Marvelous control adds up to fantastic results, along with a huge amount of piecing pleasure.



**Instructor: Lisa Encabo Tuition: \$39.00 LP Tuition: \$29.00**

☉ Sun., Oct. 23 ☹ 12 to 5 pm

**Suggested Pattern: Quiltsmart's Dahlia, Ohio Rose and more.**

**DOUBLE DIAMOND TABLE RUNNER:** There is just something magical and intriguing about three-dimensional quilts, and the woven side sashing on this knockout table runner is no exception. The trick is in the ruler, the clever use of fusible web, and followed by a nice simple fold-and-sew method that all add up to amazing and beautiful. Marlys will show you the magic behind the Double Diamond Ruler, and your clever construction of "double-sided fabric" will result in a show-stopping table topper fit for your finest buffet.



**Instructor: Marlys Sanford Tuition: \$39.00 LP Tuition: \$29.00**

☉ Fri., Nov. 4 ☹ 10:30 am to 1:30 pm

☉ Fri., Nov. 18 ☹ 10:30 am to 1:30 pm

**Suggested Pattern & template for Double Diamond Table Runner**

**FABULOUS FABRIC & THREAD PAINTING:**

These are a few of Joanna's favorite things. They will be yours, too, once you've experienced the wonder of this combination of painting on fabric to create an ocean wave, a snowy mountain or a blushing sunset with stitches that enhance, deepen and add motion to your paint, along with the perfectly chosen fabrics that reflect the Earth, sky and water surrounding us. The cool part is that these techniques will enable you to tell your own story of land and landscape; you can transform your treasures from your travels into your own work of art that makes the memory permanent.



**Instructor: Joanna Price Tuition: \$45.00 LP Tuition: \$35.00**

☾ Thur., Oct. 13, 20, 27 ☹ 6 to 9 pm

**Suggested Book: Fabric + Paint+ Thread = Fabulous**

**FANDANGO'S SECRET AND OTHER HIDDEN GEMS:**

If you enjoyed the burst of energy created by the radiant Fandango block, you'll want to learn the tricks behind this fabulous square-in-the-middle variation which gives the quilt a new sense of cohesiveness and interest. And no worries, the secret is simply fantastic! If your taste is more towards the luscious layers of Stratavarious quilts, Forest favorite Checkerboard Stars or the easy elegance of Modern Thinking, Debbie will be happy to guide you to perfection with any of those quilts instead!



**Instructor: Debora Padilla Tuition: \$59.00 LP Tuition: \$49.00**

☾ Wed., Nov. 2, 9, 16 ☹ 6 to 9 pm

**Suggested Pattern: Fandango's Secret, Fandango, Checkerboard Stars, Modern Thinking or the Stratavarious book, Garden Path**

**FRENCH GARDEN BLEND:** Make the new "French Garden or go with French Braid, Capriccio, Twinkle, Flamenco, or Let's Twist and enjoy the incredibly easy techniques that result in absolutely "Wowsome" quilts. The secret-- which Sally generously shares-- is in the illusion created by color choices and placement, which render quilts of movement and joy-- both of which the quilters will personally experience!



**Instructor: Sally Blankenship Tuition: \$49 LP Tuition: \$39**

☾ Thur., Nov. 3, 10, 17 ☹ 6 to 9 pm

**Suggested Pattern: French Garden, French Braid, Capriccio, Twinkle, Flamenco, Let's Twist, or Sunset**

**GELATIN PLATE MONO-PRINTING:** Joanna will be bringing the Jello: a thick, sturdy brick of gelatin, upon which you, with unbelievable skill, will paint a charming design. Using advanced techniques such as your finger, a paper doily or maybe a strip of paper, you will modify your image a little, press a piece of fabric onto your gelatin, and voila, you have the start of an dreamy, suggestive art piece that will love your additional stitching, tinting and appliqué. Mmmmm, pretty tasty!



**Instructor: Joanna Price Tuition: \$25 LP Tuition: \$15**

☉ Sun., Oct. 16 ☹ 1 to 4 pm

**LEAVES:** Recycling at its best: instead of tossing that "left over" when you cut your pattern from fabric A, it becomes the negative to the positive of fabric B! And that's way easier than it sounds! Join Pam as you create an autumn's worth of leaves that share and trade and steal and copy colors and patterns from one another. Fusible appli-play at it's best!



**Instructor: Pam Greer Tuition: \$25 LP Tuition: \$15**

☉ Sun., Oct. 30 ☹ 1 to 4 pm

**Suggested Pattern: Leaves**

**LIGHT MY LAMPSHADES:** Our newest generation of shades are daringly modern, strikingly beautiful (especially in batiks!), and wonderfully simple to cover. And the variety of trims makes the finishing touches a blast, whether you want funky and "hairy," elegantly beaded, or teeming with tassels.

**Instructor: Heather Costello Tuition: \$39.00 LP Tuition: \$29.00**

☉ Sun., Nov. 6 ☹ 12 to 5 pm

**Suggested Pattern: Lamplights**

**MACHINE QUILTING FOREST STYLE:** Why break the rules when you can make them? Join Jeanette and discover the REAL secrets behind the tools, techniques and "roots" of machine quilting--you'll gain the confidence and skill to obtain professional strength results at home.

**Instructor: Jeanette Pitalo Tuition: \$25.00 LP Tuition: \$15.00**


☉ Fri., Sep. 9 ☹ 10:30 am to 1:30 pm

☾ Wed., Oct. 12 ☹ 6 to 9 pm

☾ Thur., Nov. 17 ☹ 6 to 9 pm

☉ Sat., Dec. 3 ☹ 10:30 am to 1:30 pm

**Suggested Book: Machine Quilting or Machine Quilting Made Easy**



**MCKENNA MEETS ANGELINA:** Take the wonder of McKenna Ryan's amazing fusible appliqué land- and seascapes and embellish them with the sparkle and light of Angelina fibers, and you have the miracle of what actually happens in nature--things glow in the dark, sparkle and scintillate iridescently. Thing is, it's easier to do with these paintable, fusible, bendable-blendable fibers than it is with DNA! Lotsa fun; lotsa sparkle.



**Instructor: Joanna Price Tuition: \$45 LP Tuition: \$35**

☾ Tue., Oct. 18 & 25 ☹ 6 to 9 pm

☾ Wed., Nov. 2 & 9 ☹ 6 to 9 pm

**Suggested Pattern: Beach Walk series by McKenna Ryan**

## MORE CLASSICS

**NAPKIN NATION:** Going greener: learn how to set your serger for perfect rolled hems, and make a boatload of napkins that you wash instead of toss! Bring your serger manual if you can—the first part of class will be setting your serger—and then Jeanette will show you the little tricks to making restaurant quality rolled edges napkins (and how to fold them!!); you'll have time to make at least four 18" square (hey, how about some octagons?) napkins!

**Instructor: Jeanette Pitalo Tuition: \$25.00 LP Tuition: \$15.00**

☉ Fri., Oct. 28 ☰ 10 am to 1 pm

☉ Fri., Dec. 2 ☰ 10:30 am to 1:30 pm

**Required equipment: Serger with rolled hem capability.**

**POTLUCK PIECING PARTY:** Pick your Friday night, whip up a batch of Grandma Susie's Slice & Dice Wasabi Frito Pie, gather up your quilting gear and fabric stash, and get on down to the Quilted Forest for four free-style hours of quilting fun: finishing the old, starting the new, stitching, stuffing, and munching all night long! And you get a FREE fat quarter for bringing something yummy to share!

**Instructor: Nancy Ingerson Tuition: \$10.00**

☉ Fri., Sept. 16 ☰ 6 to 10 pm

☉ Fri., Oct. 7 ☰ 6 to 10 pm

☉ Fri., Nov. 11 ☰ 6 to 10 pm

☉ Fri., Nov. 25 ☰ 6 to 10 pm

☉ Fri., Dec. 9 ☰ 6 to 10 pm

☉ Fri., Dec. 16 ☰ 6 to 10 pm

☉ Fri., Dec. 23 ☰ 6 to 10 pm

**Suggested Pattern or Book: Any project you want to work on**

**QUILT AS YOU GO: SIZZLING CIRCLES AND FUN AND DONE:** If you want to shout "Bam!" every time you finish a block or circle, you go girl. These quilt-as-you-go techniques are fascinating, satisfying and hot-hot-hot when it comes to making a quilt that's done when the blocks are. Choose from any of Sizzling Circles six lucious designs, or any of the Fun and Done patterns and templates, and Jeanette will guide you through the magic behind perfection.

**Instructor: Jeanette Pitalo Tuition: \$49.00 LP Tuition: \$39.00**

☉ Sat., Nov. 12 ☰ 9:30 am to 5:30 pm


**Suggested Patterns: Sizzling Circles or Any Fun & Done Quilting patterns and Template**

**QUILT CAMP FOR MOMS:** Okay, moms, here's your chance: Monday through Thursday, 9 am to 1 pm, come cut and sew and giggle and snack as you make a Quilt Camp Special in four easy classes. Whether you decided your child shouldn't be the one having all the fun, or you're looking for a fun and fool-proof first quilt, you'll love all the things you learn, and then take home a cuddly new quilt to prove it! No tent necessary; toasted marshmallows optional.

**Instructor: Jeanette Pitalo Tuition: \$139.00 Covers everything but the backing, just like Quilt Camp**

☉ Mon. - Thur., Sept. 12 - 15 ☰ 9 am to 1 pm

**Suggested Pattern: Disappearing 9-patch**



**RAG QUILTS -- FUZZY AROUND THE EDGES:** Master quilt designer Karla Alexander has created some of the best Rag Edge quilt designs on the market. Join Janae' and choose any of Karla's patterns, and come learn this marvelous piecing technique that results in the ultimate comfort quilt—heavy, cuddly, extra warm, and fuzzy all over! No more winter chills at your house!

**Instructor: Janae' King Tuition: \$45.00 LP Tuition: \$35.00**

☉ Sat., Sept. 10 ☰ 10:30am to 5:30pm

☉ Sat., Nov. 5 ☰ 10:30 am to 5:30 pm

**Suggested Patterns: Old Saint Nick, Frosty, Lazy Daisy**

**RUG HOOKING FOR QUILTERS:** Join Lorraine for this fun 3 hour class, to hook you on hooking! You'll learn a nifty no-sew technique for turning your fabric into continuous long strips, and all the little ins and outs of looping a lush and sturdy rug as scrappy or patterned as you like. (Ratted hair optional!)

**Instructor: Lorraine Sherman Tuition: \$25.00 LP Tuition: \$15.00**

☉ Sat., Oct. 8 ☰ 10 am to 1 pm

**Suggested Book: "The Happy (Rug) Hooker 3" or "Hook, Loop & Lock"**



**STYLISH SWEATSHIRT:** Fits and flatters: disassemble a sweatshirt, then rebuild it anew sporting its freshly quilted surface. These are fun and fast, fit really great and can be made to suit any season; a Quilted Forest Classic brought to you by our classic teacher Barb.

**Instructor: Barb Fraiser Tuition: \$69 LP Tuition: \$59**

☉ Sat., Oct. 15 & 29 ☰ 9:30 am to 5:30 pm

**Suggested Pattern: Stylish Sweatshirt**



**SUMMER BREEZE TUNIC:** Long and lean and full of grace. Come enjoy this great combination of piecing and garment construction under Sylvia's tutelage. Two lengths to choose from, and Sylvia has added some of her own ideas to the piecing process. Fun to wear something so forgivingly flattering!

**Instructor: Sylvia Dorney Tuition: \$49 LP Tuition: \$39**

☉ Thur., Sept. 8, 15, 29 ☰ 6 to 9 pm

**Suggested Pattern: Summer Breeze Tunic**



**TWO HOUR TULIP BAG:** You'll have four sizes to choose from—grapefruit to basketball—and three hours to make this little knockout that amazes with its speed of construction belied by its wonderful shape, storage capacity and sturdiness. This is the type of bag that's great for gift giving or fundraisers: fast, easy, affordable and filled with "wow," even when it's empty! Come open up a shop model, and you'll see what we mean!

**Instructor: Sylvia Dorney Tuition: \$25.00 LP Tuition: \$15.00**

☉ Sat., Nov. 12 ☰ 9:30 am to 12:30 pm

**Suggested Pattern: Two Hour Tulip Bag**



**TWINKLING TREE:** Twinkle twinkle little tree—make lots of these for you and me! Easy and fun, filled with lights (real ones or not), ornaments and gifts (probably not real ones), it's a good thing you'll have so much fun making it, because everyone that sees it is going to want one too!

**Instructor: Cheryl Ennis**

**Tuition: \$49.00 LP Tuition: \$39.00**

☉ Sat., Oct. 22 ☰ 9:30 am to 5:30 pm

**Suggested Pattern: Twinkling Tree**



**Print out calendar pages for Sept - Dec from our web site; quiltedforest.com Go to the top of the home page and click on the "Calendar" button.**

**FAT QUARTER CLUB**  
RECEIVE SIX SHINY NEW FAT QUARTERS A MONTH  
FROM OUR FABULOUS FOREST ASSORTMENT  
CHOSEN FROM FUN NEW COLLECTIONS  
\$18.95 / MONTH

Call, come in or sign up on the web under Events  
"It's a fun event to open your box each month"

*Please Pre-Register for Classes*  
**503-363-7973 or Toll Free 1-877-700-2233**

## RETREATS

### *Do You Need A Weekend Away?*

How does a relaxing weekend trip to the coast or the forest sound? Interested? It's easier than you think. Join us on one of our quilt retreats. Spend 3 days sewing in a spacious, peaceful environment. Enjoy spectacular settings surrounded by fresh air, delicious food and most importantly, good company. Sign-up today to reserve a spot.

#### **Fall at Camp Cascade, Mill City**

*Retreat #1 Oct. 7, 8, 9, 2011*

*with Sally Blankenship & Karla Alexander – Price \$239*

*Retreat #2 Oct. 20, 21, 22, 23, 2011*

*with Karla Alexander & Sally Blankenship – Price \$315 (4 days)*

Nestled under giant Fir Trees in the foothills of the Cascade Range, this popular small retreat includes all meals, overnight accommodations and fun mini classes.

#### **Winter at the Newport Shilo**

*January 20, 21, 22, 23, 2012 – Price \$263*

*with Karla Alexander & Sally Blankenship*

Oceanfront at the Newport Shilo – This retreat features several groups of “snap-shot” classes with demonstrations of some of our newest hottest shop classes and classic requested techniques. Sign-up soon; this retreat fills early. **\$255.00** (Includes Saturday night dinner)

#### **Spring at Camp Cascade, Mill City**

*March 29, 30, 31, Apr. 1, 2012 – Price \$319 (4 days)*

*with Karla Alexander & Sally Blankenship*

## KIDS & TEENS

**GIRLS EASY PURSE:** No, ladies, you don't have to make a bag with Christmas fabric, but if you're 7 to 10 years old, join Jeanette for four hours of purse making fun—you'll go home with a “totally you” purse that will be the envy of all your friends!

**Instructor: Jeanette Pitalo Tuition: \$25.00 LP Tuition: \$15.00**

**☉ Sat., Dec. 17 ☰ 2 to 5 pm**

**Suggested Pattern: The Katy Bag**



**KIDS DESIGNER PILLOWS:** 5-to-8 year olds are invited to make a can't-mess-it-up star or heart filled pillow. You'll love the fuzzy edges, and the cool stack and clip techniques, plus the nifty envelope back, that add up to a great pillow for yourself or a best friend. Make one in class; make lots more at home!

**Instructor: Jeanette Pitalo Price: \$25.00 LP Price: \$15.00**

**☉ Sat., Dec. 17 ☰ 10 to 1 pm**

**Suggested Pattern: Stars & Hearts**



**QUILT CAMP FOR KIDS:** Drop the kids off for four days of quilt-making magic— in four 4-hour days we cut and stitch our way to a fabulous twin sized quilt; all supplies included except for backing. Our 10-16 year-olds delight in the skill they learn (“I can sew better than my mom!”)— as they enjoy snacks, drinks and laughs along the way.

**Instructor: Jeanette Pitalo Tuition: \$139.00**

**☉ Tue – Fri., Dec. 27 - 30 ☰ 9 am to 1 pm**

**Suggested Pattern: Disappearing Nine Patch**



## QUILTOPIA:

### **A WEEKEND OF QUILTED EVENTS**

Friday September 30 - Sunday, October 2, 2011

#### **Quilt Show at the Mill** (Willamette Heritage Center- WHC)

Sept. 30-Oct. 2, Fri.-Sat. 10 am-5pm, Sun. Noon-5pm, \$4 ticket at the door. Show, view, sell, and buy quilts and quilt tops. 9 Vendors. Jody Houghton, featured artist. WHC exhibit Treasures from the Trunk: Quilts and their Makers after the Trail Journey.

#### **Quilt Lectures/Demonstrations** -WHC at the Mill

Fri./Sat. Sept. 30- Oct. 1, 10 am-4:30 pm. \$3 each class. (class preview at quiltedforest.com after Sept. 1.

#### **Quiltopia Quilted Cottage Tour** - \$5 Quiltopia Passport to

2 houses plus The Historic Deepwood Estate Noon to 5 pm Sun., Oct. 2 –Tour the house, antique & vintage quilts, special exhibit on “Victorian Mourning Traditions”.

#### **Bush Barn Art Center** - Art Quilt Exhibition

Bits & Pieces: Intuitive Quilts from the Northwest  
Fri.-Sun., Sept. 30-Oct. 2, 10 am-5pm (Passports stamped Sun., Oct. 2)

**“Green with Envy” Challenge quilts at Greenbaum’s Quilted Forest,**  
Sept. 29-Oct. 5 (Passports stamped Sun., Oct. 2)

**“Let Me Tell You About My Best Friend”** Mid Valley Quilt Guild  
Challenge Quilts – Reed Opera House, Liberty/Court St. Sept. 27-October 30

#### **Handweaver’s Show and Sale at the Mill** (Willamette Heritage Center)

Fri.-Sat., Sept. 30-Oct. 1, 10am-5pm. Free

#### **Bush House Museum** - Historic Quilt Exhibition

A Stitch in Time: Rediscovering Heirloom Utilitarian Quilts (503-363-4714)  
Fri.-Sun., Sept. 30 – Oct. 2, 10 am-5 pm. \$4 adults, \$3 seniors (55+) & students-\$2 - children 6-12 - under 6 free. Bush’s Pasture Park, High & Bush Streets, Salem

#### **Bush House Museum** - Pie-oneer Day

Sat. Oct. 1, 10 am-5 pm. Children’s quilting activities, traditional craft demos and a pie baking contest. Free event. (House tour & quilt exhibit listed above)

#### **Historic Deepwood Estate**

Sat. Oct. 1. Quilter’s Tea, \$30 per person, seatings 11:30 & 1:30 reservations required.

**For more information on attending these events call  
Greenbaum’s Quilted Forest at 503-363-7973  
or visit [www.quiltedforest.com](http://www.quiltedforest.com)**

**CLEAN OUT YOUR SEWING ROOM FOR QUILTOPIA  
BRING YOUR DONATIONS OF FABRIC, BOOKS,  
MAGAZINES, & OLD LINENS TO THE FOREST ANY TIME  
BEFORE OUR QUILT SHOW AT THE MILL  
We have a wonderful volunteer who picks up and sorts!  
ALL PROCEEDS FROM THEIR SALE BENEFITS HELPING  
HANDS RESOURCES**

bird discount, and we'll honor it.

We're so proud to have raised nearly \$1200 for Fences for Fido. Most quilts received a bid and some had several. A huge thank-you to the quilt makers and buyers. If you want to see a happy dog receiving his fence go to [www.fencesforfido.org](http://www.fencesforfido.org)

We're sponsoring three days of demos at the Oregon State Fair again this year, both Saturdays and Tuesday the 30th. Find us in the Americraft building under the "quiltedforest.com" sign. Come see fun presentations from Karla, Jeanette, Janae, Sally, Lisa, myself, and possibly others. We'll have the demo schedule available early in August. And, somewhere near our booth should be a fun "Flying Quilted Circus" art quilt instillation!

Quiltopia is coming! Enter your quilts in our Show at the Mill or the Green With Envy Quilt Challenge to be hung in the shop, then, bring your friends out to see them. We love to see quilts made in our classes or "for-sale" quilts entered, don't be shy! Entry forms are in the shop or on line, (go to events). Remember to sign up for our 10th Quilted Cottage Tour. The net proceeds go to Helping Hands, a non-profit that gives clothing to those in need. We guarantee you'll be inspired to make new creations after you see these houses laden with quilts. And, one lucky "toure" will win a brand spankin' new sewing machine donated by Whitlock's Sew and Vac., better odds than the lottery, this is a good deal, get a ticket before they're sold out, at \$5.00 each, they won't last. Lots more Quiltopia events listed on page 6.

We're taking another international trip with Sew Many Places to Ireland's International Quilt Festival. The itinerary is on the web page and in the shop. Join us for 11 days of fun for \$3697.00, includes entry to the Festival. Sign up at [www.sewmanyplaces.com](http://www.sewmanyplaces.com), click on "online reservations" in the upper right corner and they'll call you back for credit card info. You can spread out payments; we're not leaving until June of 2012.

If you're not already getting brief weekly updates on Forest events and pictures of the newest fabric or notion arrivals, join our e-club, top of web page, [www.quiltedforest.com](http://www.quiltedforest.com), we archive our mailings by date so you can click on that e-club button and see them without joining or if you deleted one and want another look. You can also become a Facebook fan and peak at the wonderful quilts we get to see. But most of all we love to see you in the Forest, come visit often, you'll have a good time.

See you in the Forest,

*Sylvia*

## Just Beginning?

### Look for one thimble (🧵) classes.

*Please Pre-Register for Classes*  
**503-363-7973**  
*or Toll Free 1-877-700-2233*

*If you are downtown more than 2 hours, remember to use the Chemeketa Parkade.*

*It's free all day!*

**CLASS POLICY:** Please Pre-Register for Classes 503-363-7973 or Toll Free 1-877-700-2233. Payment of fees assures a place in class until we reach the maximum # of students. Phone orders will be gladly taken with a credit card. Full refunds will be given for cancellations received SEVEN days prior to the class UNLESS OTHERWISE NOTED ON SUPPLY SHEET. If we cancel a class, refunds will be promptly made. Our fabrics, supplies, products and classes are backed by our expert advice, service and guarantee of quality! We cannot guarantee your quilt or class satisfaction if you purchase supplies elsewhere. Our loyalty discount class price is for those students purchasing or bringing class supplies purchased here in the Forest.

🧵 = OK for beginner  
🧵🧵 = OK if you've made 1 or 2 quilts  
🧵🧵🧵 = Intermediate



**Don't Forget...** The parking is hassle FREE at the Chemeketa Parkade — the entrance is just north of our shop on Commercial Street. You can drive through the alley and stop briefly to unload your machine from the back before parking, unless you have one of our rolling totes, then you'll want to roll it great distances! There is an elevator on Commercial St. so park near it on the 2nd or 3rd level!

**SELECTED  
 ONE OF THE  
 BEST  
 QUILT SHOPS  
 US & CANADA**  
 ★ ★ ★ ★

Visit our website:  
[www.quiltedforest.com](http://www.quiltedforest.com)

**FALL CLASSES 2011**



**BOOK REVIEWS**

**LUNCH BAGS** a design collective by Stash Bags \$15.95  
 "Keep your Lunch Cool" bag could be re-titled, "Keep your Lunch in a Cool Bag". From "Simple Lunch Bag", "Executive Insulated Lunch Purse", "It's A Cinch", and "Mama's Sandwich Wrap", to "Bicycle Lunch Bag", "Earth Friendly Snack Baggies", and more, I want to make them all. Janae says you can make them in her Beginning Bag class, you just have to know how to sew! It's a class for sewers who want help in 3-D construction, or maybe haven't made a bag before. This book has a lot going for it, it even stands alone as a beautiful gift. Come see, we'll try not to be out!



to quilts, plus Christmas décor, baby items and fashion-forward accessories. Turns out you can buy old "uni's" from surplus stores if this bug catches you without a military member in the family.

**MODERN BASICS** by Amy Ellis \$22.99  
 Amy knows how to jazz-up simple designs to make them oh so desirable, yet achievable. A great book for beginners, but those more advanced may want it for design ideas for their quick quilts. Modern Basics showcases a wide variety of fabrics, giving you fun "Modern" ideas, for large prints, solids, 30s retro, and classic traditional. Look for Sally's model in the shop from the Modern Maze design, one of 14 in this "gotta-have" book.




**QUILT LABEL COLLECTIVE** Over 150 designs to Customize, Print & Embellish, a compact disc, by C & T Publishing \$9.95



This is so cool! You can choose your label from a wide variety of themes, birthday, wedding, new baby, graduation or use an all purpose design. Then customize it by hand or on your computer with your choice of lettering, print it out on a fabric sheet, and embellish it even further with pens, paint or embroidery. I'm in, no more "label-less" quilts for me.

**DEPLOY THAT FABRIC** by Jen Eskridge \$22.95  
 This book should be on the shelf by the time you read this, but its cover quilt caught my attention. Sewing up old uniforms into quilts is not illegal! And, some of you have lots of them sitting around. I'm eager to see the 23 sewing projects, totes



**• HOURS •**

Monday • Friday • Saturday  
 9:30 am to 5:30 pm

Tuesday • Wednesday • Thursday  
 9:30 am to 8:00 pm

Sunday  
 Noon to 5:00 pm

240 Commercial Street NE  
 503-363-7973 • 1-877-700-2233  
 E-mail: [sylvia@quiltedforest.com](mailto:sylvia@quiltedforest.com)  
 Web: [www.quiltedforest.com](http://www.quiltedforest.com)



| Sunday                            | Monday                            | Tuesday                           | Wednesday            | Thursday                               | Friday  | Saturday   |
|-----------------------------------|-----------------------------------|-----------------------------------|----------------------|--|---|--|
|                                   |                                   |                                   |                      | 1                                      | 2   | 3  |
| 4                                 | 5<br>LABOR DAY                    | 6<br>6-8pm Lets Get Started       | 7<br>First Wednesday | 8<br>6-9pm Summer Breeze Tunic 1 of 3  | 9<br>8:30-9:15am First Sat Sampler on Friday<br>10:30am-1:30pm Machine Quilting | 10<br>8:30-9:15am First Sat Sampler<br>10:30am-5:30pm Rag Quilts<br>1-5pm Crazy Curves |
| 11<br>1-5pm Applique Club         | 12<br>9am-1pm Quilt Camp for Moms | 13<br>6-9pm Beg. 9-Patch A 1 of 4 | 14                   | 15<br>6-9pm Summer Breeze Tunic 2 of 3 | 16<br>6-10pm Potluck Piecing Party  | 17<br>10am-5pm Beg. Bags<br>10am-5pm Waves Scarf                                       |
| 18<br>12-5pm Accidental Landscape | 19                                | 20<br>6-9pm Beg. 9-Patch A 2 of 4 | 21                   | 22<br>NW QUILTING EXPO                 | 23  | 24<br>10am-5pm PJ Pants  |
| 25<br>1-4pm Beg. Paper Piecing    | 26                                | 27<br>6-9pm Beg. 9-Patch A 3 of 4 | 28                   | 29<br>6-9pm Summer Breeze Tunic 3 of 3 | 30<br>8:30-9:15am First Sat Sampler on Friday                                   |  |

| Sunday                            | Monday                 | Tuesday   | Wednesday  | Thursday  | Friday                                  | Saturday   |
|-----------------------------------|------------------------|---|--|---|---|--|
|                                   |                        |   |  |   | <b>Sept. 30</b>                         | <b>1</b>   |
|                                   |                        |   |  |   | Quiltopia                               |  |
|                                   |                        |   |  |   | 8:30-9:15am First Sat Sampler on Friday | 8:30-9:15am First Sat Sampler<br>10am-5pm T-Shirt Quilts                 |
| <b>2</b>                          | <b>3</b>               | <b>4</b>  | <b>5</b>   | <b>6</b>  | <b>7</b>                                | <b>8</b>   |
|                                   |                        |   |  |   | Fall Quilt Retreat #1                   |  |
| 1-5pm Applique Club               |                        | 10am-5pm Karla's Curves<br>6-9pm Beg. 9-Patch A 4 of 4<br>6-9pm Sensational Small Quilts 1 of 3 | 6-9pm Beg. 9-Patch B 1 of 4<br>6-9pm Colorful Quilts-Fanciful Stitches 1 of 2  | 9:30am-5:00pm Classroom Unavailable   | 6-10pm Potluck Piecing Party            | 10am-1pm Rug Hooking<br>10am-5pm Begin with Small Quilts                 |
| <b>9</b>                          | <b>10</b>              | <b>11</b>   | <b>12</b>  | <b>13</b>   | <b>14</b>                               | <b>15</b>  |
| quilt retreat                     |                        |   |  |   |   |  |
| 12-5pm Aprons                     | 6-9pm Five Buck Finish | 6-8pm Gifts- Pillowcase<br>6-9pm Sensational Small Quilts 2 of 3                                | 6-9pm Beg. 9-Patch B 2 of 4<br>6-9pm Machine Quilting  | 6-9pm Embroidered Ornament<br>6-9pm Fabulous Fabric & Thread Painting 1 of 3    |   | 10am-5pm Color Added to Color<br>9:30am-5:30pm Stylish Sweatshirt 1 of 2 |
| <b>16</b>                         | <b>17</b>              | <b>18</b>   | <b>19</b>  | <b>20</b>   | <b>21</b>                               | <b>22</b>  |
|                                   |                        |   |  |   | Fall Quilt Retreat #2                   |  |
| 1-4pm Gelatin Plate Mono Printing |                        | 6-9pm Beginning Fusibles<br>6-9pm McKenna Meets Angelina 1 of 2                                 | 9:30am-5:00pm Classroom Unavailable<br>6-9pm Beg. 9-Patch B 3 of 4<br>6-9pm Colorful Quilts-Fanciful Stitches 2 of 2 | 6-8pm Gifts, 10 Minute Blocks<br>6-9pm Fabulous Fabric & Thread Painting 2 of 3 |   | 10:30am-5:00pm Handquilting<br>9:30am- 5:30pm Twinkling Tree             |
| <b>23</b>                         | <b>24</b>              | <b>25</b>   | <b>26</b>  | <b>27</b>   | <b>28</b>                               | <b>29</b>  |
| quilt retreat                     |                        |   |  |   |   |  |
| 12-5pm Dynamic Dahlia             |                        | 6-9pm McKenna Meets Angelina 2 of 2<br>6-9pm Sensational Small Quilts 3 of 3                    | 6-9pm Beg. 9-Patch B 4 of 4  | 6-9pm Fabulous Fabric & Thread Painting 3 of 3                                  | 10am-1pm Napkin Nation                  | 9:30am-5:30pm Stylish Sweatshirt 2 of 2                                  |
| <b>30</b>                         | <b>31</b>              |   |  |   |   |  |
| 1-4pm Leaves                      |                        |   |  |   |   |  |

# November 2011

| Sunday  | Monday    | Tuesday   | Wednesday  | Thursday   | Friday  | Saturday   |
|---|-----------|---|--|--|---|--|
|   |           | <i>1</i>  | <i>2</i><br>6-9pm McKenna Meets Angelina 1 of 2<br>6-9pm Fandango's Secret & More 1 of 4 | <i>3</i><br>6-9pm French Garden Blend 1 of 3                                     | <i>4</i><br>8:30-9:15am First Sat Sampler on Friday<br>10:30am-1:30pm Double Diamond Runner | <i>5</i><br>8:30-9:15am First Sat Sampler<br>10:30am-5:30 pm Rag Quilts                                |
| <i>6</i><br>12-5pm Lampshade<br>1-5pm Applique Club | <i>7</i>  | <i>8</i><br>6-9pm Beg. 9-Patch C 2 of 4   | <i>9</i><br>6-9pm McKenna Meets Angelina 2 of 2<br>6-9pm Fandango's Secret & More 2 of 4 | <i>10</i><br>6-9pm French Garden Blend 2 of 3<br>6-8pm Gifts, Fortune Cookie Bag | <i>11</i><br>10am-1pm Embroidered Ornaments<br>6-10pm Potluck Piecing Party                 | <i>12</i><br>9:30am-5:30pm Quilt as you Go<br>9:30am-12:30 pm 2-Hour Tulip<br>2-5pm Borders & Bindings |
| <i>13</i>   | <i>14</i> | <i>15</i><br>6-8pm Gifts- Hot Pads/ Baked Potato Bag<br>6-9pm Beg. 9-Patch C 3 of 4 | <i>16</i><br>6-9pm Fandango's Secret & More 3 of 4                                       | <i>17</i><br>6-9pm French Garden Blend 3 of 3<br>6-9pm Machine Quilting          | <i>18</i><br>10:30am-1:30pm Double Diamond Runner   | <i>19</i><br>10am-5pm Quilts of Valor  |
| <i>20</i>   | <i>21</i> | <i>22</i><br>6-8pm Gifts-Stocking   | <i>23</i>  | <i>24</i><br><b>THANKSGIVING<br/>Shop Closed</b>                                 | <i>25</i><br>6-10pm Potluck Piecing Party   | <i>26</i><br>1-4pm Dog Collars   |
| <i>27</i>   | <i>28</i> | <i>29</i><br>6-9pm Beg. 9-Patch C 4 of 4  | <i>30</i><br>6-9pm Fandango's Secret & More 4 of 4                                       |  |   |  |

| Sunday          | Monday    | Tuesday                       | Wednesday           | Thursday  | Friday                       | Saturday  |
|-----------------|-----------|-------------------------------|---------------------|-----------|------------------------------|---|
|                 |           |                               |                     |           | <b>1</b>                     | <b>2</b><br>8:30-9:15am First Sat Sampler<br>10:30am-1:30pm Machine Quilting<br>10:30am-5:30pm Beg. Bags<br>2-5pm Embroidered Ornaments |
|                 |           |                               |                     |           |                              | <b>3</b>  |
|                 |           |                               |                     |           |                              |   |
| <b>4</b>        | <b>5</b>  | <b>6</b>                      | <b>7</b>            | <b>8</b>  | <b>9</b>                     | <b>10</b>   |
|                 |           | 6-9pm Dog Collars             | 6-9pm Waves Scarf 1 |           | 6-10pm Potluck Piecing Party | 10am-5pm T-Shirt Quilts<br>2-5pm Dog Collars  |
| <b>11</b>       | <b>12</b> | <b>13</b>                     | <b>14</b>           | <b>15</b> | <b>16</b>                    | <b>17</b>   |
| 12-5pm PJ Pants |           | 6-8pm Gifts, Flipflops        | 6-9pm Waves Scarf 2 |           | 6-10pm Potluck Piecing Party | 10am-1pm Kids Designer Pillows<br>2-5pm Girls Easy Purse  |
| <b>18</b>       | <b>19</b> | <b>20</b>                     | <b>21</b>           | <b>22</b> | <b>23</b>                    | <b>24</b>   |
|                 |           | 6-8pm Gifts, Little Wallet    | 2-5pm Fabric Crane  |           | 6-10pm Potluck Piecing Party | <b>Christmas Eve<br/>Closed 4pm</b>   |
| <b>25</b>       | <b>26</b> | <b>27</b>                     | <b>28</b>           | <b>29</b> | <b>30</b>                    | <b>31</b>   |
|                 |           | 9am-1pm Quilt Camp for kids   |                     |           |                              |   |
|                 |           | 6-8pm Gifts, 10 Minute Blocks |                     |           |                              | <b>New Year's Eve Shop<br/>closes at 4pm</b>  |