



GREENBAUM'S Quilted Forest

Sylvia's Scribblings...

So many cool books, patterns and fabrics have been arriving in the forest. I just want to sew them all up, so this will be brief.

We were all set to celebrate our ever popular summer quilt camp's 20th anniversary; turns out we've been doing it 23 years! Wow!!! We've added an advanced quilt camp and several classes for the younger set, but don't delay, check your summer schedule to our Kids section and sign up in the shop, on the web or by phone. These classes fill fast. Lots of fun new classes for you adults in the following pages too.

It's really gratifying to have something you crafted sell to raise money for a cause. Last year the Artfull Brassieres raised \$1300 for cancer research, the details and dates of this year's event are in the Save the Date section. Popular movie star themed bras and anything beaded sold really well last year. Is anyone going to do an Audrey Hepburn or Marilyn this year?

We really have fun in the Forest: Our newest event will be making "doggie quilts" to be silent auctioned in Downtown

Sylvia's Scribblings continues on p. 7

FUN EVENTS – SAVE THE DATES:

- ___ ELISA'S BACK PORCH TRUNK SHOW, FEB. 20-MAR. 6
- ___ MEET THE TEACHERS, Fri., March 5th, 5-7pm in the Forest.
- ___ HOFFMAN CHALLENGE, March 11-21,
- ___ WINE TASTING AND QUILT SHOWING at Travel Salem March 18 –5-7pm
- ___ RAINBOW BRIGHTS PARTY, Friday, April 30th, 5-7 pm.
- ___ A DOGS NIGHT OUT, First Wednesday, June 2, 5-8 pm.
- ___ SEW OREGON SHOP HOP: June 24-July 8
- ___ INDEPENDENCE DAY, Sunday July 4th, SHOP OPEN 10am-3pm
- ___ STITCHY FINGERS BUS TRIP TO THE SISTERS OUTDOOR QUILT SHOW: July 9-10
- ___ THE OREGON STATE FAIR August 27-Sept. 6. A QUILTED FOREST art installation
- ___ ARTFULL BRASSIERES, entry deadline August 31st. Exhibit Oct 6-31.
- ___ WHIRLED PEAS Quilt Challenge. Entry deadline Sept. 7th, Show at the Liberty St. Beanery Sept. 10-Oct 10.

More Info on Page 5

Please Pre-Register for Classes
503-363-7973 or Toll Free 1-877-700-2233

FREE & \$5 CLASSES

LET'S GET STARTED: This class is about beginning basics, rotary cutting, achieving the perfect 1/4" seam, squaring up and pressing, but if you feel like you've missed some of this along the way, come make a patch or two!

Instructor: Sylvia Dorney

FREE with purchase of supplies and a RSVP

☾ Thur., Apr. 1 ☉ 6 to 8 pm

☾ Wed., Apr. 28 ☉ 6 to 8 pm

☉ Mon., June 14 ☉ 2 to 5 pm— Especially for kids 10 and up.

Suggested book: Start Quilting with Alex Anderson



THE MARTELLI ZIP BIND SYSTEM: When you reach a certain point with your quilts, you want professional results. If you've felt that the obstacle to creating award winning quilts is how you bind them, this may be the class for you. The Martelli system—which Sylvia will take you through on a very down-to-earth level—is a compilation of sewing machine feet, binding aids, and clips that helps you obtain complete accuracy as you apply, corner, and complete the binding process. Amazing in concept; marvelous in practice.

Instructor: Sylvia Dorney Free with RSVP

☉ Fri., Mar. 19 ☉ 2 to 5 pm

☉ Sat., Apr. 3 ☉ 2 to 5 pm

☾ Wed., May 12 ☉ 5 to 8 pm

☾ Tue., June 1 ☉ 5 to 8 pm

☾ Wed., July 14 ☉ 6 to 8 pm

Suggested Notion: Martelli Zip Bind System

FIRST SATURDAY SAMPLER: \$5

☉ Sat., Apr. 3, May 1, June 5, July 3, Aug. 7 ☉ 8:30am to 9:15am

*New session begins First Saturday Sept. 2010.

GIFTS TO MAKE: Join us for a free make-and-share class! Make a gift for yourself, and then another for a friend. Choose from the adorable Stash & Dash bag, popular pillow cases, sweet 'n soft blanke for baby, Or the new Doggie Quilts!

Instructor: Sylvia Dorney or Donna McCartney-Smith

FREE with RSVP AND purchase of supplies or materials kit

☉ Sat., Apr. 10 ☉ 10am to 12 pm - Snuggly Blanke – Donna

☉ Sat., Apr. 10 ☉ 2 to 5 pm – Doggie Quilts – Syl

☾ Wed., Apr. 14 ☉ 6 to 8 pm – Pillowcases -Syl

☾ Tue., May 4 ☉ 6 to 8 pm – Doggie Quilts – Syl

☾ Tue., May 11 ☉ 6 to 8 pm – Stash & Dash Bag – Syl

☾ Tue., May 25 ☉ 6 to 8 pm – Cell Phone Tote – Syl

☉ Fri., June 18 ☉ 2 to 5 pm – Cell Phone Tote - Syl

☾ Tue., July 13 ☉ 6 to 8 pm – Pillowcases -Syl

☾ Tue., Aug. 10 ☉ 6 to 8 pm – Stash & Dash Bag – Syl

Suggested Patterns: Stash & Dash bag, Easy Pillow, QuiltSmart Cell Phone Totes



Overnight Bus to Sisters Show

The question is: can you talk, stitch AND ride a bus at the same time? Join our quilter's ride to the Sisters' Quilt Show— gab, gobble and even sew over mountains... Sigh! Life is rough! Overnight in Bend with stops at a couple of quilt shops. This bus leaves at 9 am Friday, July 9 and returns to our shop at 5 pm July 10.

(Two to a room— includes dinner— assigned bus seating)

\$149.00 each



KIDS & TEENS:

Celebrating our 23rd Year of Quilt Camps— and we thought it was only 20!

QUILT CAMP FOR KIDS: Drop the kids off for four days of quilt-making magic—in four 4-hour days we cut and stitch our way to a fabulous twin sized quilt; all supplies included except for backing. Our 10-16 year-olds delight in the skill they learn (“I can sew better than my mom!”)—as they enjoy snacks, drinks and laughs along the way.

Instructor: Jeanette Pitalo Tuition: \$139.00

- ☉ Tue. – Fri., June 15 - 18 ☰ 9 am to 1 pm
- ☉ Mon. – Thur., June 21 – 24 ☰ 9 am to 1 pm
- ☉ Mon. – Thur., June 28- July 1 ☰ 9 am to 1 pm
- ☉ Mon. – Thur., July 12 - 15 ☰ 9 am to 1 pm
- ☉ Mon. – Thur., July 19 - 22 ☰ 9 am to 1 pm
- ☉ Mon. – Thur., July 19 - 22 ☰ 2 to 6 pm
- ☉ Mon. – Thur., July 26 - 29 ☰ 9 am to 1 pm
- ☉ Mon. – Thur., Aug. 2 - 5 ☰ 9 am to 1 pm
- ☉ Mon. – Thur., Aug. 9 - 12 ☰ 9 am to 1 pm
- ☉ Mon. – Thur., Aug. 16 - 19 ☰ 9 am to 1 pm
- ☉ Mon. – Thur., Aug. 23 – 26 ☰ 9 am to 1 pm
- ☉ Mon. – Thur., Aug. 30 – Sept 2 ☰ 9 am to 1 pm



ADVANCED QUILT CAMP FOR KIDS: ‘Been coming to camp since you were a little kid? Made every “kids camp” quilt we have ever offered? Then this is the class for you. Now is the time to challenge your quilting skills with something new and more advanced. For Ages: 13+ Quilt fabric & supplies not included.

Instructor: Jeanette Pitalo Tuition: \$65 LP Tuition: \$55

- ☉ Mon. – Thur., June 21 – 24 ☰ 2 to 6 pm

Prerequisite: Must have completed 3 of the GQF Quilt Camps for Kids

GIRLS EASY PURSE: No, ladies, you don’t have to make a bag with Christmas fabric, but if you’re 7 to 10 years old, join Jeanette for four hours of purse making fun—you’ll go home with a “totally you” purse that will be the envy of all your friends!

Instructor: Jeanette Pitalo Tuition: \$25.00 LP Tuition: \$15.00

- ☉ Fri., July 23 ☰ 2 to 5 pm

Suggested Pattern: The Katy Bag



LITTLE GIRLS DESIGNER PILLOWS: 5-to-8 year olds are invited to make a can’t-mess-it-up star or heart filled pillow. You’ll love the fuzzy edges, and the cool stack and clip techniques, plus the nifty envelope back, that add up to a great pillow for yourself or a best friend. Make one in class; make lots more at home!

Instructor: Jeanette Pitalo Price: \$25.00 LP Price: \$15.00

- ☉ Mon., June 14 ☰ 10 am to 1 pm
- ☉ Sat., July 31 ☰ 10 am to 1 pm
- ☉ Fri., Aug. 13 ☰ 10 am to 1 pm

Suggested Pattern: Stars & Hearts

TABLE RUNNERS FOR TEENS: Whether they’re Quilt Camp graduates or not, your talented teen will have a blast with Jeanette learning new techniques on a small, frustration-free scale, as she (or he?) creates a tasty little table runner. Come look at some of our tuned-for-teens runners!

Instructor: Jeanette Pitalo Tuition: \$39.00 LP Tuition: \$29.00

- ☉ Fri., June 25 ☰ 10 am to 5:30 pm

Suggested Book: On the Run

TEEN TIME: MONDAY NIGHT QUILT CLUB: Thirteen to nineteens are invited to join Nancy Ingerson (practically a teen herself) two Mondays a month for 2 1/2 hours of stitching fun. You can pick from the project du jour—such as a simple table runner, a snappy and fast pillowcase, a tasty tote—or you’re welcome to work on your own project. Beginners, ‘twens, advanced all invited! Sign up soon—class is limited to 12!

Instructor: Nancy Ingerson Tuition: \$7.00 each day

- ☉ May 10, 24, June 7, 21, July 5, 19, Aug. 9, 23 ☰ 6 to 8:30pm

BEGINNING CLASSES

BEGIN WITH A BABY QUILTS: ...then, we don’t care if it yours, your daughter’s or neighbors: make one of these wonderful “beginning” quilts”. The designs are fast and doable—it doesn’t matter if you’re an advanced quilt maker, or “just a baby”—you’ll have a blast with Janae’ during this less-than-9-months Saturday workshop creating one of these fetching, drool-free designs.

Instructor: Janae’ King Tuition: \$45 LP Tuition: \$35

- ☉ Sat., April 17 ☰ 10 am to 5 pm
- ☉ Sat., June 5 ☰ 10 am to 5 pm
- ☉ Sun., July 11 ☰ 10 am to 5 pm

Suggested Books: Start Quilting, Baby Wraps, Still Crazy for Baby



BAGS: If you’ve never made any kind of bag or tote before, working in “3-D” can seem pretty intimidating. Come sew with Janae’, a professional bag designer and maker, and she’ll take the mystery out of it for you. Choose from four easy but eye-catching bags, and come learn the tricks of the trade for custom bag making pleasure! If you’re not a beginner, choose a different bag from the supply list.

Instructor: Janae’ King Tuition: \$45.00 LP Tuition: \$35.00

- ☉ Sat., Apr. 3 ☰ 10 am to 5 pm
- ☉ Sat., June 12 ☰ 10 am to 5 pm

Suggested Patterns: Aimee Bag, Mandy Bag, Trendy Tote & more!


BEGINNING NINE PATCH OR MODERN LOG CABIN: Simple and sweet, easy to complete. From cutting to strip piecing to triangle corners, this is a great introduction to the wonderful world of quilting, and your lap will be eternally grateful, too!

Instructor: Janae’ King

Tuition: \$59.00 LP Tuition: \$49.00

- ☉ Thur., Apr. 8, 15, 22, 29 ☰ 6 to 9 pm
- ☉ Tue., Apr. 20, 27, May 4, 11 ☰ 6 to 9 pm
- ☉ Thur., May 13, 20, 27, June 3 ☰ 6 to 9 pm
- ☉ Fri., July 16, 23, 30, Aug. 6 ☰ 10 am to 1 pm

Suggested Pattern: Nine-Patch Hourglass



BEGINNING PAPER PIECING: We’ve picked a pretty little pattern that should be just your cup of tea for learning the nifty techniques that make paper piecing the perfect art that it is.

Instructor: Lisa Encabo

Tuition: \$25.00 LP Tuition: \$15.00

- ☉ Sun., Apr. 11 ☰ 1 to 4 pm
- ☉ Sat., June 19 ☰ 2 to 5 pm
- ☉ Tue., July 13 ☰ 6 to 9 pm

Suggested Pattern: “Cups! Cups! Cups!”



COLOR CONCEPTS WITH SYLVIA AND CAROL: Color theory in the Real World: join two gifted color experts who can help you grow your own ideas on color selection, improve your self-confidence, and give you insight into what works with what and why. You’ll look at current trends in fabrics, colors and patterns, see how that meshes with your own likes and dislikes, and will also be able to consult on a current project or receive help planning/designing a new one.

Instructor: Sylvia Dorney & Carole Kurth Tuition: \$10

- ☉ Tue., Apr. 6 ☰ 6 to 8 pm

Suggested Book: Color Play

BEGINNING FUSIBLES: Whether you’ve never worked with fusible web before or it’s left you plain confused, come spend some time with Lisa working with one of modern technology’s great gifts. Come learn all the sticky little secrets behind this super technique!

Instructor: Lisa Encabo Tuition: \$25.00 LP Tuition: \$15.00

- ☉ Tue., May 18 ☰ 6 to 9 pm
- ☉ Sun., June 20 ☰ 1 to 4 pm
- ☉ Tue., July 27 ☰ 6 to 9 pm

Suggested Patterns: Any Elegant Garden block in the shop



CLASSES

ACCIDENTAL LANDSCAPES: Cool. You can't make mistakes. But what you can do is capture the feeling of a favorite spot—creating lakes or streams, mountains and sunsets, summers or winters, with this easy-to-follow technique for free-form layering and top-stitching. And their diminutive size—typically under 14"—makes them great for framing and gift-giving.



Instructor: Joanna Price
Tuition: \$39.00 LP Tuition: \$29.00

☉ Sun., May 16 ☰ 12 to 5 pm

☉ Sun., July 18 ☰ 12 to 5 pm

Suggested Book: Accidental Landscapes

APPLIQUÉ WITH DEBBIE: Join Debbie in our all-day applique workshop, and by the end of it you'll be stitching like a pro. She will be teaching the Thimble Lady techniques, which besides keeping your hands pain-free, will enable you to create smooth curves, sharp points and deep inversions, as well as wonderfully even stitching. You'll be amazed to see how much skill you gain in just one day!



Instructor: Deborah Padilla Tuition: \$39.00 LP Tuition: \$29.00

☉ Sat., May 29 ☰ 10 am to 4 pm

Suggested Book: Perfect Hand Appliqué, with Thimblelady

BEADS, FABULOUS FABRIC BEADS: Starting with simple rectangles or triangles of fabric wrapped around an ordinary household straw, you elevate the ordinary to a classy and sophisticated hand-made bead that blends beautifully with other glass or metal beads for creating truly unique custom jewelry or quilt embellishment!



Instructor: Janae' King

Tuition: \$39.00 LP Tuition: \$29.00

☉ Sun., May 2 ☰ 1 to 4 pm

☉ Sat., July 24 ☰ 2 to 5 pm

Suggested Book: Fabulous Fabric Beads

NEW! CAPRICCIO: Pie in the Sky Quilt Company comes up with another astonishing twist on simplicity: take some 8 1/2" squares, sash them with 1 1/2" strips, cut them up "according to manufacturer's instructions," and end up with something that defies logic with its depth, complexity and beauty, when they actually that was very easy. We certainly don't want to say that Sally is "easy," but you'll be glad to know that the class is—only the results aren't! Twinkle and Flamenco gals are also welcome.



Instructor: Sally Blankenship Tuition: \$45 LP Tuition: \$35

☾ Thur., Apr. 8, 15, 22 ☰ 6 to 9 pm

☾ Wed., Aug. 4, 11, 18 ☰ 6 to 9 pm

Suggested Pattern: Capriccio

COLOR ADDED TO COLOR: Paint 'n' color expert Terrie Kygar is offering an advanced degree in coloring on fabrics. Join her class in which you'll use crayons, "Paintstiks," fabric markers, and Pigma pens to learn Terrie's Melt'n'Blend technique. You'll color your way to a stunning heirloom with Terrie's expert guidance & the ease of fusible web.



Instructor: Terrie Kygar Tuition: \$39.00 LP Tuition: \$29.00

☉ Sun., Apr. 11 ☰ 12 to 5 pm

☉ Sat., May 15 ☰ 10 am to 5 pm

☉ Sat., June 26 ☰ 10 am to 5 pm

Suggested Kits: Apples & Pears, Grapes, Peaches & Plums

CRAZY CURVES QUILT: The good part is that they WON'T drive you crazy! Learn to cut 80 blocks easily using a 2-piece acrylic template set. Then you get the pleasure of mixing and un-matching your quarter circles and setting squares into traditional or wild-side settings. You'll get a blend of big and small "quarter moon" blocks that revolve around one another beautifully.



Instructor: Sylvia Dorney Tuition: \$39.00 LP Tuition: \$29.00

☉ Sat., May 8 ☰ 1 to 5 pm

Suggested Patterns: 7" Crazy Curves & 3-1/2" Small Paths Templates

CRAZY EMBELLISHED: Take the fastest, coolest quilt block technique ever, Karla's "stack the deck," and combine it with Jeanette's expertise and artistry with machine decorative stitching, using a walking foot, and you'll be on your way to stunning crazy quilt blocks faster than you can say Betsy Ross three times. From edge embellishment, to floral design, to lace-like free-style stitching, you'll have the opportunity to use lustrously glowing threads that will make a beautiful block into an incredible one. Quickly!



Instructor: Jeanette Pitalo Tuition: \$65.00 LP Tuition: \$55.00

☾ Tue., Apr. 13, 20, 27 ☰ 6 to 9 pm

Suggested Pattern: Simply Crazy

CUTE SKIRTS: You know you want to, but you know you're chicken—how do I go from the bed to the bod? Join Sylvia and learn the pleasure of sewing in 3-D: use our "Cute Skirts" pattern or pick any other Quilted Forest skirt pattern that suits your fancy, and Sylvia will help you stitch it up so it fits your fanny (whether it's fancy or not!), too.

Instructor: Sylvia Dorney Tuition: \$25.00 LP Tuition: \$15.00

☾ Wed., May 5 ☰ 6 to 9 pm

☉ Sat., June 12 ☰ 1 to 5 pm

Suggested Pattern: Cute Skirts

DYNAMIC DAHLIA & MORE! The folks at Quiltsmart have taken the stress out of traditionally difficult patterns with their wonderful fusible foundation. The lines are there for you to fold, sew and cut on, and your accuracy is unparalleled because nothing shifts out of place. Marvelous control adds up to fantastic results, along with a huge amount of piecing pleasure.



Instructor: Lisa Encabo Tuition: \$39.00 LP Tuition: \$29.00

☉ Sun., May 23 ☰ 12 to 5 pm

Suggested Pattern: Quiltsmart's Dahlia, Ohio Rose and more.

FLOORQUILTS! They may look too pretty to walk on, but they're not! These are seriously sturdy rugs that will stand up to feet, dogs and spills as they add a dazzling touch to any room. The options are endless, and stitching is an option: all floorquilts can be created using layers of fabrics decoupage together. Join Joanna in this marvelous class as you swab your rug together!



Instructor: Joanna Price Tuition: \$39.00 LP Tuition: \$29.00

☉ Sun., Apr. 18 ☰ 12 to 5 pm

☉ Sun., June 6 ☰ 12 to 5 pm

Suggested book: Floorquilts!

Daytime Students: Remember we're in a 2 hour parking zone. Stop briefly in the alley to drop off your machine, then park in the "free all day" Chemeketa Parkade touching the North side of our building.

☉ = OK for beginner

☉☉ = OK if you've made 1 or 2 quilts

☉☉☉ = Intermediate



MORE CLASSICS

HANDQUILTING USING THIMBLE LADY METHODS:

You will learn to use the revolutionary thimble from Australia. These deeply dimpled thimbles dramatically improve the quilting process for beginners and skilled quilters alike—faster, easier, more even stitches after only about three hours practice. Never a sore finger again, and oh my, look at those lovely stitches!

Accredited Thimblelady Instructor: Deborah Padilla
Tuition: \$59.00 LP Tuition: \$49.00

☉ Sat., June 19 ☰ 10:30 am to 5 pm

Suggested Book: Perfect Hand Quilting Without Pain



IT'S A WRAP: It's actually a Wrap, and a Wind and a Sew, as you create beautiful cotton clothesline containers in round, oval or square shapes. Susan Breier's book has wonderful projects from purses to lidded bowls, lined baskets to funky houses. Handles, embellishing and lids are half the fun, and under Janae's professional guidance you'll be sure to be well on your way to fabric-wrapped wonder.


Instructor: Janae' King

Tuition: \$25.00 LP Tuition: \$15.00

☉ Thur., May 6 ☰ 6 to 9 pm

☉ Thur., July 15 ☰ 6 to 9 pm

Suggested Book: It's a Wrap



MACHINE QUILTING FOREST STYLE: Why break the rules when you can make them? Join Jeanette and discover the REAL secrets behind the tools, techniques and "roots" of machine quilting—you'll gain the confidence and skill to obtain professional strength results at home.

Instructor: Jeanette Pitalo


Tuition: \$25.00 LP Tuition: \$15.00

☉ Tue., May 18 ☰ 6 to 9 pm

☉ Wed., June 23 ☰ 6 to 9 pm

☉ Wed., Aug. 25 ☰ 6 to 9 pm

Suggested Book: Machine Quilting or Machine Quilting Made Easy



NAPKIN NATION: Going greener: learn how to set your serger for perfect rolled hems, and make a boatload of napkins that you wash instead of toss! Bring your serger manual if you can—the first part of class will be setting your serger—and then Jeanette will show you the little tricks to making restaurant quality rolled edges napkins (and how to fold them!!); you'll have time to make at least four 18" square (hey, how about some octagons?) napkins!

Instructor: Jeanette Pitalo Tuition: \$25.00 LP Tuition: \$15.00

☉ Wed., June 2 ☰ 6 to 9 pm

☉ Thur., July 29 ☰ 3 to 6 pm

Required equipment: Serger with rolled hem capability.

ON THE ROAD AGAIN: Well you're going to want at least three of these! These great roll-up bags with clear plastic compartments are a travelin' gal's dream come true: your awesome looking "wavy gravy" mini-quilt unrolls to reveal your smartly stashed and easily seen toiletries (Bag A), jewelry (Bag B), and quilting notions! (Bag C). Great construction techniques make these bags both easy and sturdy, (I was going to say "just like you!" here, but that doesn't sound so good...)

Instructor: Pam Greer

Tuition: \$39.00 LP Tuition: \$29.00

☉ Sun., Apr. 25 ☰ 12 to 5 pm

☉ Sun., July 25 ☰ 12 to 5 pm

Suggested Pattern: On the Road Again Part 2



PACIFIC NW ART IN EMBROIDERY: Jaiaen Beck of Lacombe, Oregon will share with us the simple embroidery techniques that she shared in Zimbabwe to not only help the Zimbabweans retain their indigenous culture, but to give the women a means of income as well. Jaiaen will help you create your own "Pacific NW Art" blocks with designs that have evolved from Northwest Totem poles, so that you to can capture the spirit of the early Indian's art.

Instructor: Jaiaen Beck Tuition: \$49.00

☉ Sat., May 22 ☰ 10 am to 4 pm

POTLUCK PIECING PARTY: Pick your Friday night, whip up a batch of Grandma Susie's Slice & Dice Wasabi Frito Pie, gather up your quilting gear and fabric stash, and get on down to the Quilted Forest for four free-style hours of quilting fun: finishing the old, starting the new, stitching, stuffing, and munching all night long! And you get a FREE fat quarter for bringing something yummy to share!

Instructor: Nancy Ingerson Tuition: \$10.00

☉ Fri., Apr. 9 ☰ 6 to 10 pm

☉ Fri., May 7 ☰ 6 to 10 pm

☉ Fri., June 11 ☰ 6 to 10 pm

☉ Fri., Aug 13 ☰ 6 to 10 pm

Suggested Pattern or Book: Any project you want to work on

QUILT AS YOU GO: SIZZLING CIRCLES AND FUN AND DONE: If you want to shout "Bam!" every time you finish a block or circle, you go girl. These quilt-as-you-go techniques are fascinating, satisfying and hot-hot-hot when it comes to making a quilt that's done when the blocks are. Choose from any of Sizzling Circles six luscious designs, or any of the Fun and Done patterns and templates, and Jeanette will guide you through the magic behind perfection.

Instructor: Jeanette Pitalo Tuition: \$49.00 LP Tuition: \$39.00

☉ Thur., May 6, 13, 20 ☰ 6 to 9 pm

☉ Sat., Aug 14 ☰ 9:30 am to 5:30 pm

Suggested Patterns: Sizzling Circles or Any Fun & Done Quilting patterns and Template

RAG QUILTS -- FUZZY AROUND THE EDGES: Master quilt designer Karla Alexander has created some of the best Rag Edge quilt designs on the market. Join Janae' and choose any of Karla's patterns, and come learn this marvelous piecing technique that results in the ultimate comfort quilt—heavy, cuddly, extra warm, and fuzzy all over! No more winter chills at your house!

Instructor: Janae' King Tuition: \$45.00 LP Tuition: \$35.00

☉ Sat., May 1 ☰ 10 am to 5 pm

☉ Sat., Aug. 7 ☰ 10 am to 5 pm

Suggested Patterns: Old Saint Nick, Frosty, Lazy Daisy



RUG HOOKING FOR QUILTERS: Join Lorraine for this fun 3 hour class, to hook you on hooking! You'll learn a nifty no-sew technique for turning your fabric into continuous long strips, and all the little ins and outs of looping a lush and sturdy rug as scrappy or patterned as you like. (Ratted hair optional!)

Instructor: Lorraine Sherman Tuition: \$25.00 LP Tuition: \$15.00

☉ Sat., Apr. 3 ☰ 10 am to 1 pm

☉ Sat., June 5 ☰ 10 am to 1 pm

☉ Sat., July 17 ☰ 10 am to 1 pm


Suggested Book: "The Happy (Rug) Hooker 2" or "Fabric Locker Hooking



The Winner of this quarter's filled punch card \$75 gift certificate is **Michelle Kenney**. Call or come in by March 31, 2010 to claim your prize!

Please Pre-Register for Classes
503-363-7973 or Toll Free 1-877-700-2233

EVEN MORE CLASSES


NEW  **SCRAP QUILTS:** Join Karla, her new baby, “Curves for Squares” and the cast of “Creative Grid” rulers, and learn just how much fun you can have creating lawlessly flawless 60, 45 and whatever degree triangles, as well as very curvaceous squares with incredible accuracy and ease. We pride ourselves on never having lost a finger, no matter how intimidating the rulers appear: come see what makes them fun, safe, and incredibly inventive as you work your way to a scrappy and perhaps feisty quilt.

Instructor: Karla Alexander Tuition: \$25 LP Tuition: \$15

☉ Sat., May 8 ⌚ 10 am to 1 pm

☉ Sat., July 31 ⌚ 10 am to 1 pm

Suggested Notion: Creative Grids Strip Rulers

NEW  **SEASIDE VILLAGE:** Well you can dye and go to the beach, or you can select any of our wonderfully watery batiks to create this colorfully tipsy collection of cottages swaying in an ocean breeze. You'll strip piece—hey, a little crooked is okay—3”, 6” and 9” blocks, then fuse delightfully windblown cottages there-upon, rendering the perfect feeling we have of our own Oregon coast, or perhaps... Australia?? Whether it's 55 miles over yonder, or way there down under, you'll love the motion and commotion of this swaying ocean! (Joanna will be there for any “seam-sickness” problems!)


Instructor: Joanna Price Tuition: \$39 LP Tuition: \$29

☉ Wed., May 5 & 19 ⌚ 6 to 9 pm

☉ Wed., July 14 & 28 ⌚ 6 to 9 pm

Suggested Pattern: Seaside Village




NEW  **SURFACE DESIGN SAMPLER:** Salem landscape artist Joanna Price teams up with the wonderful new reference book Surface Design Essentials to help you explore and become comfortable with the potential you can reach with paint, mediums, inks and stencils as an asset to your quilting style. Once a month for three months you'll create a sampler of “artful backgrounds” based on a variety of techniques; Joanna will help you match your work with its perfect quilt, tote bag or collage mate.

Instructor: Joanna Price Tuition: \$49 LP Tuition: \$39

☉ Wed., Apr. 14, May 12, June 23 ⌚ 6 to 9 pm

Suggested Book: Surface Design Essentials



NEW  **THE RETURN OF MISS MUFFET:** Yeah, we were out of tuffets, too. But thanks to “Before and After Flea Market Finds,” we're back to taking previously useless small pieces of furniture and turning them into not only useful, but quaint, fetching and adorable—not to mention practical—footstools and bottom rests. Donna will leave the spiders at home, but she'll bring plenty of advice, skill and good ideas to class!


Instructor: Donna McCartney-Smith Tuition: \$45 LP Tuition: \$35

☉ Sat., April 24 ⌚ 10 am to 5 pm

☉ Sat., Aug. 21 ⌚ 10 am to 5 pm

Suggested Book: Before and After Flea Market Finds



NEW  **WEDDING STAR BLOCK OF THE MONTH:** Named in honor of the batiks that sparkle like jewels from this combination wedding ring and faceted star quilt, this up-dated quilt by Judy Niemeyer is more beautiful than ever. This combination of foundation piecing, curved piecing and traditional piecing gem of quilting, and Judy's new Template Layout Sheets, along with her “floating points” will help speed up and enhance the project. **Prerequisite: Beginning Paper Piecing**

Instructor: Lisa Encabo Tuition: \$100.00 LP Tuition: \$90.00

☉ Wed., Mar. 17, Apr., 21, May 19, June 16, July 21, Aug. 18 ⌚ 6 to 9 pm (every 3rd Wed.)

Suggested Pattern: Bali Wedding Star



MORE FUN EVENTS – SAVE THE DATE

___ **ELISA'S BACK PORCH TRUNK SHOW, FEB. 20-MAR. 6.** Six original quilts including the original quilt for our Crazy Curves class.

___ **MEET THE TEACHERS, Fri., March 5th, 5-7pm** in the Forest. Enjoy yummy treats and door prizes while you “hang” with our teachers. They will have step demos or extra class models and can answer your class specific questions. 10% off all class sign-ups made that night.

___ **HOFFMAN CHALLENGE,** a traveling exhibit of 40 original art quilts will be in the shop for your viewing pleasure. A bigger than usual collection this year, do drop by. March 11-21.

___ **WINE TASTING AND QUILT SHOWING** at Travel Salem, downtown, 181 High Street. Wine by Willamette Valley Vineyards. In honor of National Quilting Month, A showing of national teacher Karla Alexander's favorite quilts from her books and patterns. **Free with RSVP, space limited.** Discounts offered on wine purchased by the bottle and Karla's patterns/books purchased that night. Thurs., March 18 – 5-7pm

___ **RAINBOW BRIGHT PARTY,** Friday, April 30th, 5-7 pm. Finish last year's block of the month quilts and bring them in to celebrate with us. Photo ops and one quilt's owner will win a \$75 gift certificate. RSVP so we can plan for yummy treats.

___ **A DOGS NIGHT OUT,** First Wednesday June 2nd, 5-8 pm. Help us fill the downtown shops with quilts for dogs that will be silent auctioned throughout the month. Starting bids will be \$49 with the proceeds going to “Fences for Fido” a nonprofit organization that provides fences for dogs to free them from chains. We need your adorable doggie quilts by May 1st. Free class if you need assistance. No sides smaller than 20” or larger than 48”.

___ **THE OREGON STATE FAIR:** August 27-Sept. 6. We're a sponsor again this year and have lots of fun things planned. Come visit us at the Greenbaum's Quilted Forest demo stage where we'll have new demos to show you. We'll post the dates in the shop when we know them. You may pick up a quilt entry form for the State Fair in the shop as soon as it's available. And visit the Fair just to view a special quilt installation “A Quilted Forest” in the Americraft building.

___ **ARTFULL BRASSIERES:** If you missed making one of these fabulous art pieces, you have another chance. **Entries are due August 15th - 31st.** These works will be silent auctioned in downtown shops First Wednesday October 6th to the end of the month. Proceeds go to help fight breast cancer. Last year we raised \$1300.

___ **WHIRLED PEAS Quilt Challenge** (say it fast!) Allan Brothers is teaming up with the Forest for another Look-it that Wallhanging Contest. Have fun going green and you could win a groovy prize. This challenge is part of this year's Quiltopia events and the entries will be shown at the Liberty Street Beanery Sept. 10 – Oct. 3rd. Entry deadline September 1st - 7th. No side smaller than 24” or larger than 58”. We sold one last year so let us know if yours are for sale. More info and entry form in the shop and on the web www.quiltedforest.com.

Overnight Bus to Sisters Show

The question is: can you talk, stitch AND ride a bus at the same time? Join our quilter's ride to the Sisters' Quilt Show— gab, gobble and even sew over mountains... Sigh! Life is rough! Overnight in Bend with stops at a couple of quilt shops. This bus leaves at 9 am Friday, July 9 and returns to our shop at 5 pm July 10.

(Two to a room— includes dinner-- assigned bus seating)

\$149.00 each



RETREATS

Do You Need A Weekend Away?

How does a relaxing weekend trip to the coast or the forest sound? Interested? It's easier than you think. Join us on one of our quilt retreats. Spend 3 days sewing in a spacious, peaceful environment. Enjoy spectacular settings surrounded by fresh air, delicious food and most importantly, good company. Sign-up today to reserve a spot.

Spring at Camp Cascade, Mill City

March 26, 27 & 28, 2010

-FULL- But get your name on the waiting list!

Fall at Camp Cascade, Mill City

#1: October 8, 9 & 10, 2010 with Sally Blankenship & Debbie Padilla

#2: October 16, 17 & 18 2010

with Sally Blankenship & Karla Alexander- FULL

Nestled under giant Fir Trees in the foothills of the Cascade Range, this popular small retreat includes all meals, overnight accommodations and fun mini classes. **\$229 each**

Winter At The Newport Shilo

Friday through Sunday January 21, 22 & 23, 2011

Oceanfront at the Newport Shilo - This retreat features several groups of "snap-shot" classes with demonstrations of some of our newest hottest shop classes and classic requested techniques. Sign-up soon; this retreat fills early. **\$255.00** (Includes Saturday night dinner)

Sylvia's Scribbblings continued

shops on the first Wednesday of June, Dogs Night Out. All proceeds go to "Fences for Fido"; a group that is currently doing six builds a month in the Salem area to give chained dogs a fenced area. Pull out your scraps, or come get some fun fabric and make a cute little quilt that will raise even more than the \$49 minimum bid. No side smaller than 20" or larger than 48", we keep it simple.

Don't miss our annual showing of the Hoffman Challenge Quilts, March 11-21. We are getting a really large collection this year; a full 40 original wall quilts. Carole and Sally are resting up for the Hang!

We're partnering with Willamette Valley Vineyards for a wine tasting and quilt showing. Details in our Fun Events, it's free and limited in size so check the dates soon.

Quiltopia will be happening again in early October, so plan to strut your stuff and hang a quilt in our show. You can choose to sell it or not. And, we have chosen the theme for the Challenge show that we hang at the downtown Beanery during September 10th through the Quiltopia Weekend. Drum roll please!..... Whirled Peas. (Say it fast a couple of times.)

Just incase you wanted to know who won our 109th anniversary \$109 gift certificate, it wasn't you, it was Linda J. Morgan. Her smiling picture is on the web.

We'd really love to see you in the Forest, but remember, we have free shipping on most items if you can't make it in. Keep on quilting

Sylvia

10% off



Early Bird Class Registration Fee

Greenbaum's Quilted Forest

(Limit 2 Classes)

Valid until March 31, 2010

National Teachers, Quilt Camps, Bus Trips & Retreats Excluded

15% off

One regular priced item in store.

Greenbaum's Quilted Forest




Signature _____

One use per person!

Valid until March 31, 2010

CLASS POLICY: Please Pre-Register for Classes 503-363-7973 or Toll Free 1-877-700-2233. Payment of fees assures a place in class until we reach the maximum # of students. Phone orders will be gladly taken with a credit card. Full refunds will be given for cancellations received five days prior to the class UNLESS OTHERWISE NOTED ON SUPPLY SHEET. If we cancel a class, refunds will be promptly made. Our fabrics, supplies, products and classes are backed by our expert advice, service and guarantee of quality! We cannot guarantee your quilt or class satisfaction if you purchase supplies elsewhere. Our loyalty discount class price is for those students purchasing or bringing class supplies purchased here in the Forest.

• Dog ate your class schedule? Go Paperless. We'll send you an e-minder with a link to our flyer about 3-5 days before it hits by snail mail. E-mail your request for a change to sylvia@quiltedforest.com. All coupons will arrive this way too!

 = OK for beginner
 = OK if you've made 1 or 2 quilts
 = Intermediate



Don't Forget... The parking is hassle FREE at the Chemeketa Parkade — the entrance is just north of our shop on Commercial Street. You can drive through the alley and stop briefly to unload your machine from the back before parking, unless you have one of our rolling totes, then you'll want to roll it great distances! There is an elevator on Commercial St. so park near it on the 2nd or 3rd level!



240 Commercial Street NE
 Salem, Oregon 97301
 RETURN SERVICE REQUESTED

PRSR STD
 U.S. POSTAGE
PAID
 SALEM, OR
 PERMIT # 106



Visit our website:
www.quiltedforest.com

SPRING/SUMMER CLASSES 2010

BOOK REVIEWS



FABRIC TO DYE FOR by Frieda Anderson
\$23.95

Not only does Frieda show you an easy, as in you don't need 12 five gallon buckets, only baggies, method for hand dyeing; she includes five fun quilt designs. This book flew out the door as soon as it arrived, but we'll have more by the time you read this. Her dye formulas use cups and spoonfuls instead of grams and ounces. Come take a look, and combine it with our white Prepared For Dying (PFD) fabric. It's really inspiring.




TURNING TWENTY SLAPPLIQUÉ by Tricia Cribbs **\$21.99**

With a name like this, and the popularity of her previous books using 20 fat quarters, we had to review this book. Put "slap it down" in front of "appliqué" and you get the picture. These are raw edge appliques similar to some you might have seen in the shop by Karla Alexander. The 1/4" edge outside the stitching line on the shapes adds a raggedy, funky warm look to the quilts. I really like several of them and the others would be pretty cute too if colored more to my taste. Turn back the cover next time you're in the shop. It could be for you.



FABULOUS FAT QUARTER BAGS by Susan Briscoe **\$24.95**

You'll never have to buy another bag pattern; every style you might ever want is in this book, with excellent pictured directions on how to make it. Trims, zippers, handles and pockets have never looked so easy. I want to make the Mini Pochette tonight and a few more soon. See if you can resist.




• HOURS •

Monday • Friday • Saturday
 9:30 am to 5:30 pm

Tuesday • Wednesday • Thursday
 9:30 am to 8:00 pm

Sunday
 Noon to 5:00 pm

240 Commercial Street NE
 503-363-7973 • 1-877-700-2233
 E-mail: sylvia@quiltedforest.com
 Web: www.quiltedforest.com



Sunday	Monday	Tuesday	Wednesday	Thursday	Friday	Saturday
<p>Print out further calendar pages for May - August from our web site: quiltedforest.com Go to the top of the home page and click on the "Calendar" button. Then click on the pdf file for Spring-Summer 10 classes.</p>				<i>1</i>	<i>2</i>	<i>3</i> 8:30-9:15am First Sat Sampler 10am-1pm Rugs 10am-5pm Bags 2-5pm Martelli Binding
<i>4</i> Closed Easter	<i>5</i>	<i>6</i> 6-8pm Color Concepts	<i>7</i>	<i>8</i> 6-9pm Beg. 9-Patch A-1 6-9pm Capriccio-1	<i>9</i> 6-10pm Potluck Piecing Party	<i>10</i> 8:30-9:15am Beginning Mystery 10am-12pm Gifts to Make - Snuggly Blankee 2-5pm Gifts to Make - Doggie Quilts
<i>11</i> 12-5 pm Color Added to Color 1-4pm Beg. Paper Piecing	<i>12</i>	<i>13</i> 6-9pm Crazy Embellished-1	<i>14</i> 6-8pm Gifts to Make -Pillowcases 6-9pm Surface Design 1 of 3	<i>15</i> 6-9pm Beg. 9-Patch A-2 6-9pm Capriccio-2	<i>16</i>	<i>17</i> 10am-5pm Beg. Baby Quilt
<i>18</i> 12-5pm Floorquilts	<i>19</i>	<i>20</i> 6-9pm Beg. 9-Patch B-1 6-9pm Crazy Embellished-2	<i>21</i> 6-9pm Wedding Star-2	<i>22</i> 6-9pm Beg. 9-Patch A-3 6-9pm Capriccio-3	<i>23</i>	<i>24</i> 10am-5pm Tuffets
<i>25</i> 12-5pm On The Road Again	<i>26</i>	<i>27</i> 6-9pm Beg. 9-Patch B-2 6-9pm Crazy Embellished-3	<i>28</i> 6-8pm Let's Get Started	<i>29</i> 6-9pm Beg. 9-Patch A-4	<i>30</i>	<p>FREE PATTERNS ON OUR WEB PAGE www.quiltedforest.com</p>

Sunday	Monday	Tuesday	Wednesday	Thursday	Friday	Saturday
						1 8:30-9:15am First Sat Sampler 10am-5pm Rag Quilts
2 1-4pm Fabric Beads	3	4 6-8pm Gifts to Make - Doggie Quilts 6-9pm Beg. 9-Patch B-3	5 6-9pm Cute Skirts 6-9pm Seaside Village 1A	6 6-9pm It's a Wrap 6-9pm Quilt as You Go -1	7 6-10pm Potluck Piecing Party	8 8:30-9:15am Beginning Mystery 1-5pm Crazy Curves 10am-1pm Scrap Quilts
9 Closed Mothers Day	10 Teen Time 6 to 8:30pm	11 6-8pm Gifts To Make- Stash & Dash Bags 6-9pm Beg. 9-Patch B-4	12 5-8pm Martelli Binding 6-9pm Surface Design 2 of 3	13 6-9pm Beg. 9-Patch C-1 6-9pm Quilt as You Go -2	14	15 10am-5pm Color Added to Color
16 12-5pm Accidental Landscapes	17	18 6-9pm Beg. Fusibles 6-9pm Machine Quilting	19 6-9pm Seaside Village 2A 6-9pm Wedding Star-3	20 6-9pm Beg. 9-Patch C-2 6-9pm Quilt as You Go -3	21	22 10am-4pm Pacific NW Art in Embroidery
23 12-5pm Dynamic Dahlia & More!	24 Teen Time 6 to 8:30pm	25	26	27	28	29
30	Closed Memorial Day 31	6-8pm Gifts to Share-Cell Phone Tote		6-9pm Beg. 9-Patch C-3		10am-4pm Hand Applique

Sunday	Monday	Tuesday	Wednesday	Thursday	Friday	Saturday
		<i>1</i>	<i>2</i>	<i>3</i>	<i>4</i>	<i>5</i>
		5-8pm Martelli Binding	First Wednesday: Dogs Night Out 6-9pm Napkin Nation	6-9pm Beg. 9-Patch C-4		8:30-9:15am First Sat Sampler 10am-1pm Rugs 10am-5pm Beg. Baby Quilt
<i>6</i>	<i>7</i>	<i>8</i>	<i>9</i>	<i>10</i>	<i>11</i>	<i>12</i>
12-5pm Floorquilts	Teen Time 6 to 8:30pm				6-10pm Potluck Piecing Party	8:30-9:15am Beginning Mystery 10am-5pm Bags 1-5pm Cute Skirts
<i>13</i>	<i>14</i>	<i>15</i>	<i>16</i>	<i>17</i>	<i>18</i>	<i>19</i>
		9am-1pm Quilt Camp				
	10am-1pm Little Girls Designer Pillows 2-5pm Let's Get Started-For Kids		6-9pm Wedding Star-4		2-5pm Gifts To Make - Cell Phone Tote	2-5pm Beg. Paper Piecing 10:30am-5pm Handquilting
<i>20</i>	<i>21</i>	<i>22</i>	<i>23</i>	<i>24</i>	<i>25</i>	<i>26</i>
				Sew Oregon Shop Hop		
	9am-1pm Quilt Camp					
	2-6pm Advanced Quilt Camp					
1-4pm Beg. Fusibles	Teen Time 6 to 8:30pm		6-9pm Surface Design 3 of 3 6-9pm Machine Quilting		10am-5:30pm Tablerunners for Teens	10am-5pm Color Added to Color
<i>27</i>	<i>28</i>	<i>29</i>	<i>30</i>			
Sew Oregon Shop Hop						
	9am-1pm Quilt Camp					

Sunday	Monday	Tuesday	Wednesday	Thursday	Friday	Saturday
				1 Sew Oregon Shop Hop 9am-1pm Quilt Camp con't.	2	3 8:30-9:15am First Sat Sampler
4 Sew Oregon Shop Hop	5	6	7	8	9 9am Overnight Bus Trip to Sisters Quilt Show	10 Sisters Outdoor Quilt Show
Independence Day SHOP OPEN 10am-3pm	Teen Time 6 to 8:30pm					
11 SHOP OPEN 10am-5pm 10am-5pm Beg. Baby Quilt	12 9am-1pm Quilt Camp	13 6-8pm Gifts to Share -Pillowcases 6-9pm Beg. Paper Piecing	14 5-8pm Martelli Binding 6-9pm Seaside Village 1B	15 6-9pm It's a Wrap	16 Salem Art Fair	17 10am-1pm Rugs
18 Salem Art Fair	19 9am-1pm Quilt Camp 2-6pm Quilt Camp	20	21 6-9pm Wedding Star-5	22	23 10am-1pm Beg. 9-Patch D-2 2-5pm Girls Easy Purse	24 10am-1pm Beg. Fusibles 2-5pm Fabric Beads
12-5pm Accidental Landscapes	Teen Time 6 to 8:30pm					
25 12-5pm On The Road Again	26 9am-1pm Quilt Camp	27 6-9pm Beg. Fusibles	28 6-9 pm Seaside Village 2B	29 3-6pm Napkin Nation	30 10am-1pm Beg. 9-Patch D-3	31 10am-1pm Scrap Quilts 10am-1pm Little Girls Designer Pillows

Sunday	Monday	Tuesday	Wednesday	Thursday	Friday	Saturday
1	2	3	4	5	6	7
	9am-1pm Quilt Camp					
			6-9 pm Capriccio-1		10am-1pm Beg. 9-Patch D-4	8:30-9:15am First Sat Sampler 10am-5pm Rag Quilts
8	9	10	11	12	13	14
	9am-1pm Quilt Camp					
	Teen Time 6 to 8:30pm	6-8pm Gifts to Make Stash & Dash Bags	6-9 pm Capriccio-2		10am-1pm Little Girls Designer Pillows 6-10pm Potluck Piecing	9:30am-5:30pm Quilt as You Go
15	16	17	18	19	20	21
	9am-1pm Quilt Camp					
			6-9 pm Capriccio-3 6-9pm Wedding Star-6			10am-5pm Tuffets
22	23	24	25	26	27	28
	9am-1pm Quilt Camp					
	Teen Time 6 to 8:30pm		6-9 pm Machine Quilting			
29	30	31	Sept. 1	Sept. 2		
	9am-1pm Quilt Camp					